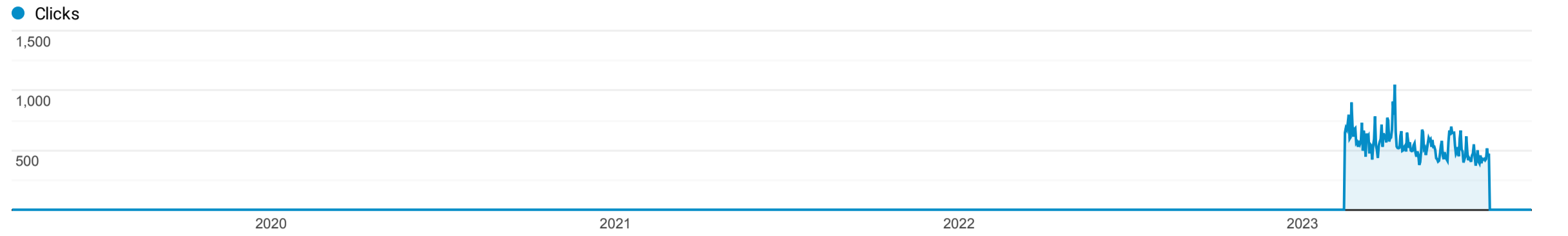


Countries











































All Users  
100.00% Clicks









































Apr 1, 2019 - Sep 1, 2023










































Search Console





















































































| Country            | Acquisition                                     |   |   |                                     |  | Behavior                                    |  | Conversions                            | eCommerce <div></div>                                  |   |
|--------------------|---|---|---|-------------------------------------|--|---|--|--|--|---|
|                    | Impressions <div></div>                         | Clicks                                    | CTR                                     | Average Position                    | Sessions                                     | Bounce Rate                                 | Pages / Session                        | Transactions                           | Revenue  | Ecommerce Conversion Rate                 |
|                    | 3,552,583<br>% of Total: 100.00%<br>(3,552,583) | 84,202<br>% of Total: 100.00%<br>(84,202) | 2.37%<br>Avg for View: 2.37%<br>(0.00%) | 5.8<br>Avg for View: 5.8<br>(0.00%) | 561,804<br>% of Total: 12.74%<br>(4,410,227) | 11.43%<br>Avg for View: 13.90%<br>(-17.74%) | 9.36<br>Avg for View: 7.42<br>(26.22%) | 1,855<br>% of Total: 27.48%<br>(6,750) | \$958,051.37<br>% of Total: 46.12%<br>(\$2,077,409.96) | 0.33%<br>Avg for View: 0.15%<br>(115.73%) |
| 1.  United States  | 1,741,151<br>(49.01%)                           | 43,970<br>(52.22%)                        | 2.53%                                   | 4.5                                 | 308,452<br>(54.90%)                          | 12.27%                                      | 9.23                                   | 1,207<br>(65.07%)                      | \$476,764.95<br>(49.76%)                               | 0.39%                                     |
| 2.  France         | 171,520<br>(4.83%)                              | 3,177<br>(3.77%)                          | 1.85%                                   | 5.7                                 | 15,067<br>(2.68%)                            | 7.75%                                       | 9.81                                   | 1<br>(0.05%)                           | \$5.56<br>(0.00%)                                      | <0.01%                                    |
| 3.  Canada         | 155,034<br>(4.36%)                              | 5,224<br>(6.20%)                          | 3.37%                                   | 3.9                                 | 32,425<br>(5.77%)                            | 9.67%                                       | 10.12                                  | 67<br>(3.61%)                          | \$25,343.02<br>(2.65%)                                 | 0.21%                                     |
| 4.  Brazil         | 154,009<br>(4.34%)                              | 2,604<br>(3.09%)                          | 1.69%                                   | 7.8                                 | 11,414<br>(2.03%)                            | 9.64%                                       | 10.28                                  | 5<br>(0.27%)                           | \$923.80<br>(0.10%)                                    | 0.04%                                     |
| 5.  United Kingdom | 90,465<br>(2.55%)                               | 3,070<br>(3.65%)                          | 3.39%                                   | 6.3                                 | 16,635<br>(2.96%)                            | 10.92%                                      | 9.19                                   | 16<br>(0.86%)                          | \$4,643.76<br>(0.48%)                                  | 0.10%                                     |
| 6.  Australia      | 87,222<br>(2.46%)                               | 3,292<br>(3.91%)                          | 3.77%                                   | 4.3                                 | 22,770<br>(4.05%)                            | 9.94%                                       | 9.20                                   | 24<br>(1.29%)                          | \$8,685.97<br>(0.91%)                                  | 0.11%                                     |
| 7.  Poland         | 84,931<br>(2.39%)                               | 1,686<br>(2.00%)                          | 1.99%                                   | 4.1                                 | 7,302<br>(1.30%)                             | 17.97%                                      | 9.26                                   | 0<br>(0.00%)                           | \$0.00<br>(0.00%)                                      | 0.00%                                     |
| 8.  Philippines    | 82,156<br>(2.31%)                               | 1,325<br>(1.57%)                          | 1.61%                                   | 5.1                                 | 7,952<br>(1.42%)                             | 17.56%                                      | 6.60                                   | 1<br>(0.05%)                           | \$110.33<br>(0.01%)                                    | 0.01%                                     |
| 9.  Germany        | 72,486<br>(2.04%)                               | 1,690<br>(2.01%)                          | 2.33%                                   | 4.6                                 | 12,545<br>(2.23%)                            | 9.92%                                       | 10.42                                  | 11<br>(0.59%)                          | \$3,191.91<br>(0.33%)                                  | 0.09%                                     |
| 10.  India         | 47,381<br>(1.33%)                               | 691<br>(0.82%)                            | 1.46%                                   | 14                                  | 5,130<br>(0.91%)                             | 11.85%                                      | 8.01                                   | 0<br>(0.00%)                           | \$0.00<br>(0.00%)                                      | 0.00%                                     |
| 11.  Spain         | 37,396<br>(1.05%)                               | 566<br>(0.67%)                            | 1.51%                                   | 6.6                                 | 4,679<br>(0.83%)                             | 6.22%                                       | 12.21                                  | 7<br>(0.38%)                           | \$5,618.30<br>(0.59%)                                  | 0.15%                                     |
| 12.  Mexico        | 36,288<br>(1.02%)                               | 573<br>(0.68%)                            | 1.58%                                   | 6.6                                 | 3,988<br>(0.71%)                             | 7.52%                                       | 11.01                                  | 5<br>(0.27%)                           | \$1,730.40<br>(0.18%)                                  | 0.13%                                     |
| 13.  South Africa  | 32,651<br>(0.92%)                               | 918<br>(1.09%)                            | 2.81%                                   | 4.6                                 | 6,040<br>(1.08%)                             | 9.11%                                       | 8.28                                   | 0<br>(0.00%)                           | \$0.00<br>(0.00%)                                      | 0.00%                                     |
| 14.  Netherlands   | 32,010<br>(0.90%)                               | 1,037<br>(1.23%)                          | 3.24%                                   | 5.3                                 | 6,808<br>(1.21%)                             | 9.17%                                       | 9.19                                   | 8<br>(0.43%)                           | \$2,330.09<br>(0.24%)                                  | 0.12%                                     |
| 15.  Indonesia     | 31,911<br>(0.90%)                               | 413<br>(0.49%)                            | 1.29%                                   | 9.1                                 | 4,408<br>(0.78%)                             | 14.38%                                      | 7.80                                   | 1<br>(0.05%)                           | \$284.00<br>(0.03%)                                    | 0.02%                                     |
| 16.  Italy         | 29,255<br>(0.82%)                               | 946<br>(1.12%)                            | 3.23%                                   | 5.9                                 | 4,936<br>(0.88%)                             | 10.39%                                      | 10.84                                  | 1<br>(0.05%)                           | \$170.00<br>(0.02%)                                    | 0.02%                                     |
| 17.  Slovakia      | 27,614<br>(0.78%)                               | 483<br>(0.57%)                            | 1.75%                                   | 3.2                                 | 3,182<br>(0.57%)                             | 13.01%                                      | 9.41                                   | 1<br>(0.05%)                           | \$351.00<br>(0.04%)                                    | 0.03%                                     |
| 18.  Switzerland   | 25,320<br>(0.71%)                               | 700<br>(0.83%)                            | 2.76%                                   | 3.7                                 | 4,970<br>(0.88%)                             | 6.92%                                       | 10.41                                  | 2<br>(0.11%)                           | \$506.16<br>(0.05%)                                    | 0.04%                                     |
| 19.  Russia        | 24,729<br>(0.70%)                               | 108<br>(0.13%)                            | 0.44%                                   | 33                                  | 1,235<br>(0.22%)                             | 26.23%                                      | 9.34                                   | 0<br>(0.00%)                           | \$0.00<br>(0.00%)                                      | 0.00%                                     |
| 20.  Portugal      | 24,164<br>(0.68%)                               | 377<br>(0.45%)                            | 1.56%                                   | 3.8                                 | 2,366<br>(0.42%)                             | 7.73%                                       | 10.83                                  | 1<br>(0.05%)                           | \$370.23<br>(0.04%)                                    | 0.04%                                     |
| 21.  Colombia      | 22,244<br>(0.63%)                               | 357<br>(0.42%)                            | 1.60%                                   | 6.8                                 | 2,234<br>(0.40%)                             | 10.83%                                      | 10.69                                  | 0<br>(0.00%)                           | \$0.00<br>(0.00%)                                      | 0.00%                                     |
| 22.  Belgium       | 21,431<br>(0.60%)                               | 501<br>(0.59%)                            | 2.34%                                   | 4.2                                 | 2,981<br>(0.53%)                             | 6.54%                                       | 9.13                                   | 1<br>(0.05%)                           | \$247.00<br>(0.03%)                                    | 0.03%                                     |
| 23.  Argentina     | 20,637<br>(0.58%)                               | 235<br>(0.28%)                            | 1.14%                                   | 10                                  | 1,585<br>(0.28%)                             | 7.38%                                       | 10.86                                  | 0<br>(0.00%)                           | \$0.00<br>(0.00%)                                      | 0.00%                                     |
| 24.  Sweden        | 18,433<br>(0.52%)                               | 599<br>(0.71%)                            | 3.25%                                   | 4.5                                 | 3,564<br>(0.63%)                             | 10.89%                                      | 10.10                                  | 4<br>(0.22%)                           | \$517.95<br>(0.05%)                                    | 0.11%                                     |
| 25.  Vietnam       | 17,323<br>(0.49%)                               | 234<br>(0.28%)                            | 1.35%                                   | 15                                  | 4,579<br>(0.82%)                             | 6.20%                                       | 9.08                                   | 2<br>(0.11%)                           | \$3,733.90<br>(0.39%)                                  | 0.04%                                     |
| 26.  New Zealand   | 16,069<br>(0.45%)                               | 612<br>(0.73%)                            | 3.81%                                   | 3.6                                 | 4,399<br>(0.78%)                             | 9.32%                                       | 10.15                                  | 2<br>(0.11%)                           | \$372.79<br>(0.04%)                                    | 0.05%                                     |
| 27.  Malaysia      | 15,455<br>(0.44%)                               | 317<br>(0.38%)                            | 2.05%                                   | 8.0                                 | 2,179<br>(0.39%)                             | 12.67%                                      | 8.01                                   | 0<br>(0.00%)                           | \$0.00<br>(0.00%)                                      | 0.00%                                     |

|     |  |                                  |                               |       |     |                                 |        |       |                             |                                      |       |
|-----|--|----------------------------------|-------------------------------|-------|-----|---------------------------------|--------|-------|-----------------------------|--------------------------------------|-------|
| 28. |  South Korea              | 14,071<br><small>(0.40%)</small> | 172<br><small>(0.20%)</small> | 1.22% | 28  | 1,490<br><small>(0.27%)</small> | 7.52%  | 10.51 | 0<br><small>(0.00%)</small> | \$0.00<br><small>(0.00%)</small>     | 0.00% |
| 29. |  Taiwan                 | 13,798<br><small>(0.39%)</small> | 236<br><small>(0.28%)</small> | 1.71% | 12  | 2,641<br><small>(0.47%)</small> | 8.41%  | 10.19 | 2<br><small>(0.11%)</small> | \$626.00<br><small>(0.07%)</small>   | 0.08% |
| 30. |  Japan                  | 13,504<br><small>(0.38%)</small> | 267<br><small>(0.32%)</small> | 1.98% | 10  | 1,897<br><small>(0.34%)</small> | 13.92% | 8.61  | 2<br><small>(0.11%)</small> | \$849.00<br><small>(0.09%)</small>   | 0.11% |
| 31. |  Türkiye                | 13,133<br><small>(0.37%)</small> | 133<br><small>(0.16%)</small> | 1.01% | 21  | 1,150<br><small>(0.20%)</small> | 12.87% | 8.35  | 0<br><small>(0.00%)</small> | \$0.00<br><small>(0.00%)</small>     | 0.00% |
| 32. |  Singapore              | 12,924<br><small>(0.36%)</small> | 366<br><small>(0.43%)</small> | 2.83% | 8.2 | 3,096<br><small>(0.55%)</small> | 12.73% | 8.41  | 1<br><small>(0.05%)</small> | \$1,995.00<br><small>(0.21%)</small> | 0.03% |
| 33. |  Romania                | 12,674<br><small>(0.36%)</small> | 268<br><small>(0.32%)</small> | 2.11% | 6.1 | 1,251<br><small>(0.22%)</small> | 10.31% | 10.90 | 0<br><small>(0.00%)</small> | \$0.00<br><small>(0.00%)</small>     | 0.00% |
| 34. |  Chile                  | 11,649<br><small>(0.33%)</small> | 168<br><small>(0.20%)</small> | 1.44% | 7.1 | 1,320<br><small>(0.23%)</small> | 7.80%  | 9.90  | 2<br><small>(0.11%)</small> | \$1,065.33<br><small>(0.11%)</small> | 0.15% |
| 35. |  Austria                | 11,199<br><small>(0.32%)</small> | 382<br><small>(0.45%)</small> | 3.41% | 3.7 | 2,283<br><small>(0.41%)</small> | 8.41%  | 11.16 | 1<br><small>(0.05%)</small> | \$275.00<br><small>(0.03%)</small>   | 0.04% |
| 36. |  Hungary                | 11,132<br><small>(0.31%)</small> | 231<br><small>(0.27%)</small> | 2.08% | 4.8 | 1,825<br><small>(0.32%)</small> | 9.26%  | 10.54 | 0<br><small>(0.00%)</small> | \$0.00<br><small>(0.00%)</small>     | 0.00% |
| 37. |  Thailand               | 11,094<br><small>(0.31%)</small> | 162<br><small>(0.19%)</small> | 1.46% | 8.5 | 959<br><small>(0.17%)</small>   | 11.47% | 6.28  | 0<br><small>(0.00%)</small> | \$0.00<br><small>(0.00%)</small>     | 0.00% |
| 38. |  Norway                 | 9,814<br><small>(0.28%)</small>  | 359<br><small>(0.43%)</small> | 3.66% | 4.3 | 2,316<br><small>(0.41%)</small> | 10.75% | 9.36  | 1<br><small>(0.05%)</small> | \$515.00<br><small>(0.05%)</small>   | 0.04% |
| 39. |  Nigeria                | 9,280<br><small>(0.26%)</small>  | 191<br><small>(0.23%)</small> | 2.06% | 5.5 | 1,641<br><small>(0.29%)</small> | 10.36% | 7.25  | 0<br><small>(0.00%)</small> | \$0.00<br><small>(0.00%)</small>     | 0.00% |
| 40. |  Ireland                | 8,407<br><small>(0.24%)</small>  | 271<br><small>(0.32%)</small> | 3.22% | 5.2 | 1,722<br><small>(0.31%)</small> | 9.18%  | 11.20 | 1<br><small>(0.05%)</small> | \$815.00<br><small>(0.09%)</small>   | 0.06% |
| 41. |  Czechia                | 8,300<br><small>(0.23%)</small>  | 242<br><small>(0.29%)</small> | 2.92% | 5.9 | 1,854<br><small>(0.33%)</small> | 13.48% | 9.71  | 1<br><small>(0.05%)</small> | \$515.00<br><small>(0.05%)</small>   | 0.05% |
| 42. |  Lithuania            | 8,090<br><small>(0.23%)</small>  | 229<br><small>(0.27%)</small> | 2.83% | 9.1 | 1,257<br><small>(0.22%)</small> | 10.74% | 11.65 | 0<br><small>(0.00%)</small> | \$0.00<br><small>(0.00%)</small>     | 0.00% |
| 43. |  Croatia              | 8,012<br><small>(0.23%)</small>  | 183<br><small>(0.22%)</small> | 2.28% | 3.8 | 1,233<br><small>(0.22%)</small> | 9.98%  | 10.50 | 1<br><small>(0.05%)</small> | \$6.95<br><small>(0.00%)</small>     | 0.08% |
| 44. |  Peru                 | 7,921<br><small>(0.22%)</small>  | 92<br><small>(0.11%)</small>  | 1.16% | 7.9 | 799<br><small>(0.14%)</small>   | 10.26% | 8.98  | 1<br><small>(0.05%)</small> | \$407.36<br><small>(0.04%)</small>   | 0.13% |
| 45. |  Ukraine              | 7,827<br><small>(0.22%)</small>  | 67<br><small>(0.08%)</small>  | 0.86% | 24  | 547<br><small>(0.10%)</small>   | 20.11% | 8.54  | 0<br><small>(0.00%)</small> | \$0.00<br><small>(0.00%)</small>     | 0.00% |
| 46. |  Finland              | 7,562<br><small>(0.21%)</small>  | 301<br><small>(0.36%)</small> | 3.98% | 4.4 | 1,821<br><small>(0.32%)</small> | 10.38% | 10.41 | 0<br><small>(0.00%)</small> | \$0.00<br><small>(0.00%)</small>     | 0.00% |
| 47. |  Hong Kong            | 7,066<br><small>(0.20%)</small>  | 188<br><small>(0.22%)</small> | 2.66% | 7.5 | 2,084<br><small>(0.37%)</small> | 7.05%  | 10.39 | 4<br><small>(0.22%)</small> | \$1,025.21<br><small>(0.11%)</small> | 0.19% |
| 48. |  Puerto Rico          | 6,551<br><small>(0.18%)</small>  | 136<br><small>(0.16%)</small> | 2.08% | 3.7 | 814<br><small>(0.14%)</small>   | 10.93% | 8.64  | 0<br><small>(0.00%)</small> | \$0.00<br><small>(0.00%)</small>     | 0.00% |
| 49. |  Ghana                | 6,027<br><small>(0.17%)</small>  | 103<br><small>(0.12%)</small> | 1.71% | 4.6 | 647<br><small>(0.12%)</small>   | 18.86% | 6.48  | 0<br><small>(0.00%)</small> | \$0.00<br><small>(0.00%)</small>     | 0.00% |
| 50. |  Kenya                | 5,953<br><small>(0.17%)</small>  | 115<br><small>(0.14%)</small> | 1.93% | 5.7 | 874<br><small>(0.16%)</small>   | 12.47% | 7.72  | 0<br><small>(0.00%)</small> | \$0.00<br><small>(0.00%)</small>     | 0.00% |
| 51. |  Greece               | 5,850<br><small>(0.16%)</small>  | 138<br><small>(0.16%)</small> | 2.36% | 5.8 | 659<br><small>(0.12%)</small>   | 8.80%  | 9.53  | 0<br><small>(0.00%)</small> | \$0.00<br><small>(0.00%)</small>     | 0.00% |
| 52. |  Egypt                | 5,585<br><small>(0.16%)</small>  | 63<br><small>(0.07%)</small>  | 1.13% | 17  | 429<br><small>(0.08%)</small>   | 11.42% | 7.41  | 0<br><small>(0.00%)</small> | \$0.00<br><small>(0.00%)</small>     | 0.00% |
| 53. |  Israel               | 5,512<br><small>(0.16%)</small>  | 146<br><small>(0.17%)</small> | 2.65% | 6.2 | 706<br><small>(0.13%)</small>   | 10.06% | 10.73 | 0<br><small>(0.00%)</small> | \$0.00<br><small>(0.00%)</small>     | 0.00% |
| 54. |  United Arab Emirates | 5,410<br><small>(0.15%)</small>  | 139<br><small>(0.17%)</small> | 2.57% | 8.6 | 700<br><small>(0.12%)</small>   | 10.43% | 7.86  | 0<br><small>(0.00%)</small> | \$0.00<br><small>(0.00%)</small>     | 0.00% |
| 55. |  Pakistan             | 5,282<br><small>(0.15%)</small>  | 23<br><small>(0.03%)</small>  | 0.44% | 17  | 191<br><small>(0.03%)</small>   | 14.14% | 7.56  | 0<br><small>(0.00%)</small> | \$0.00<br><small>(0.00%)</small>     | 0.00% |
| 56. |  Iran                 | 5,170<br><small>(0.15%)</small>  | 75<br><small>(0.09%)</small>  | 1.45% | 5.5 | 168<br><small>(0.03%)</small>   | 12.50% | 7.81  | 0<br><small>(0.00%)</small> | \$0.00<br><small>(0.00%)</small>     | 0.00% |
| 57. |  Denmark              | 4,770<br><small>(0.13%)</small>  | 171<br><small>(0.20%)</small> | 3.58% | 5.0 | 1,254<br><small>(0.22%)</small> | 12.68% | 10.56 | 1<br><small>(0.05%)</small> | \$170.00<br><small>(0.02%)</small>   | 0.08% |
| 58. |  Venezuela            | 4,717<br><small>(0.13%)</small>  | 57<br><small>(0.07%)</small>  | 1.21% | 9.6 | 357<br><small>(0.06%)</small>   | 14.29% | 6.77  | 0<br><small>(0.00%)</small> | \$0.00<br><small>(0.00%)</small>     | 0.00% |
| 59. |  Costa Rica           | 4,648<br><small>(0.13%)</small>  | 92<br><small>(0.11%)</small>  | 1.98% | 4.7 | 508<br><small>(0.09%)</small>   | 9.65%  | 10.16 | 0<br><small>(0.00%)</small> | \$0.00<br><small>(0.00%)</small>     | 0.00% |
| 60. |  Ecuador              | 4,283<br><small>(0.12%)</small>  | 54<br><small>(0.06%)</small>  | 1.26% | 8.8 | 423<br><small>(0.08%)</small>   | 15.60% | 8.69  | 0<br><small>(0.00%)</small> | \$0.00<br><small>(0.00%)</small>     | 0.00% |
| 61. |  El Salvador          | 4,257<br><small>(0.12%)</small>  | 61<br><small>(0.07%)</small>  | 1.43% | 5.8 | 195<br><small>(0.03%)</small>   | 15.38% | 8.57  | 1<br><small>(0.05%)</small> | \$78.53<br><small>(0.01%)</small>    | 0.51% |
| 62. |  Mauritius            | 4,050<br><small>(0.11%)</small>  | 68<br><small>(0.08%)</small>  | 1.68% | 3.5 | 311<br><small>(0.06%)</small>   | 10.61% | 6.62  | 0<br><small>(0.00%)</small> | \$0.00<br><small>(0.00%)</small>     | 0.00% |
| 63. |  Morocco              | 4,012<br><small>(0.11%)</small>  | 57<br><small>(0.07%)</small>  | 1.42% | 12  | 304<br><small>(0.05%)</small>   | 7.57%  | 8.87  | 0<br><small>(0.00%)</small> | \$0.00<br><small>(0.00%)</small>     | 0.00% |
| 64. |  Dominican Republic   | 3,824<br><small>(0.11%)</small>  | 34<br><small>(0.04%)</small>  | 0.89% | 8.1 | 228<br><small>(0.04%)</small>   | 10.53% | 10.82 | 0<br><small>(0.00%)</small> | \$0.00<br><small>(0.00%)</small>     | 0.00% |
| 65. |  Réunion              | 3,562<br><small>(0.10%)</small>  | 53<br><small>(0.06%)</small>  | 1.49% | 6.0 | 249<br><small>(0.04%)</small>   | 3.61%  | 11.05 | 0<br><small>(0.00%)</small> | \$0.00<br><small>(0.00%)</small>     | 0.00% |
| 66. |  Panama               | 3,489<br><small>(0.10%)</small>  | 50<br><small>(0.06%)</small>  | 1.43% | 5.1 | 310<br><small>(0.06%)</small>   | 9.35%  | 9.24  | 0<br><small>(0.00%)</small> | \$0.00<br><small>(0.00%)</small>     | 0.00% |
| 67. |  Algeria              | 3,485<br><small>(0.10%)</small>  | 52<br><small>(0.06%)</small>  | 1.49% | 12  | 179<br><small>(0.03%)</small>   | 8.94%  | 9.45  | 0<br><small>(0.00%)</small> | \$0.00<br><small>(0.00%)</small>     | 0.00% |
| 68. |  Côte d'Ivoire        | 3,341<br><small>(0.09%)</small>  | 97<br><small>(0.12%)</small>  | 2.90% | 5.0 | 362<br><small>(0.06%)</small>   | 11.05% | 8.04  | 0<br><small>(0.00%)</small> | \$0.00<br><small>(0.00%)</small>     | 0.00% |
| 69. |  Lebanon              | 3,339<br><small>(0.09%)</small>  | 54<br><small>(0.06%)</small>  | 1.62% | 4.5 | 494<br><small>(0.09%)</small>   | 8.50%  | 6.35  | 0<br><small>(0.00%)</small> | \$0.00<br><small>(0.00%)</small>     | 0.00% |

|      |   |                                 |                               |       |     |                               |        |       |                                |   |         |
|------|---|---------------------------------|-------------------------------|-------|-----|-------------------------------|--------|-------|--------------------------------|---|---------|
| 70.  |  Serbia                    | 3,300<br><small>(0.09%)</small> | 64<br><small>(0.08%)</small>  | 1.94% | 9.1 | 383<br><small>(0.07%)</small> | 12.79% | 10.01 | 0<br><small>(0.00%)</small>    | \$0.00<br><small>(0.00%)</small>        | 0.00%   |
| 71.  |  Bangladesh              | 3,290<br><small>(0.09%)</small> | 13<br><small>(0.02%)</small>  | 0.40% | 23  | 58<br><small>(0.01%)</small>  | 10.34% | 7.33  | 0<br><small>(0.00%)</small>    | \$0.00<br><small>(0.00%)</small>        | 0.00%   |
| 72.  |  Uganda                 | 3,272<br><small>(0.09%)</small> | 67<br><small>(0.08%)</small>  | 2.05% | 4.1 | 565<br><small>(0.10%)</small> | 7.61%  | 5.09  | 0<br><small>(0.00%)</small>    | \$0.00<br><small>(0.00%)</small>        | 0.00%   |
| 73.  |  Bulgaria               | 3,219<br><small>(0.09%)</small> | 89<br><small>(0.11%)</small>  | 2.76% | 9.0 | 696<br><small>(0.12%)</small> | 7.18%  | 11.96 | 0<br><small>(0.00%)</small>    | \$0.00<br><small>(0.00%)</small>        | 0.00%   |
| 74.  |  Tunisia                | 3,165<br><small>(0.09%)</small> | 54<br><small>(0.06%)</small>  | 1.71% | 7.4 | 192<br><small>(0.03%)</small> | 10.42% | 6.88  | 0<br><small>(0.00%)</small>    | \$0.00<br><small>(0.00%)</small>        | 0.00%   |
| 75.  |  Paraguay               | 3,155<br><small>(0.09%)</small> | 63<br><small>(0.07%)</small>  | 2.00% | 5.6 | 173<br><small>(0.03%)</small> | 17.92% | 7.58  | 0<br><small>(0.00%)</small>    | \$0.00<br><small>(0.00%)</small>        | 0.00%   |
| 76.  |  Guatemala              | 2,999<br><small>(0.08%)</small> | 47<br><small>(0.06%)</small>  | 1.57% | 5.7 | 349<br><small>(0.06%)</small> | 5.73%  | 9.84  | 1<br><small>(0.05%)</small>    | \$74.73<br><small>(0.01%)</small>       | 0.29%   |
| 77.  |  Saudi Arabia           | 2,914<br><small>(0.08%)</small> | 36<br><small>(0.04%)</small>  | 1.24% | 13  | 287<br><small>(0.05%)</small> | 14.98% | 8.97  | 0<br><small>(0.00%)</small>    | \$0.00<br><small>(0.00%)</small>        | 0.00%   |
| 78.  |  Slovenia               | 2,888<br><small>(0.08%)</small> | 120<br><small>(0.14%)</small> | 4.16% | 4.7 | 770<br><small>(0.14%)</small> | 11.04% | 10.03 | 0<br><small>(0.00%)</small>    | \$0.00<br><small>(0.00%)</small>        | 0.00%   |
| 79.  |  Sri Lanka              | 2,613<br><small>(0.07%)</small> | 44<br><small>(0.05%)</small>  | 1.68% | 7.5 | 201<br><small>(0.04%)</small> | 10.45% | 9.12  | 1<br><small>(0.05%)</small>    | \$171.00<br><small>(0.02%)</small>      | 0.50%   |
| 80.  |  Trinidad & Tobago      | 2,557<br><small>(0.07%)</small> | 57<br><small>(0.07%)</small>  | 2.23% | 6.7 | 313<br><small>(0.06%)</small> | 6.07%  | 8.46  | 1<br><small>(0.05%)</small>    | \$1,153.12<br><small>(0.12%)</small>    | 0.32%   |
| 81.  |  (not set)              | 2,385<br><small>(0.07%)</small> | 42<br><small>(0.05%)</small>  | 1.76% | 15  | 429<br><small>(0.08%)</small> | 6.29%  | 9.63  | 461<br><small>(24.85%)</small> | \$408,678.42<br><small>(42.66%)</small> | 107.46% |
| 82.  |  Latvia                 | 2,254<br><small>(0.06%)</small> | 51<br><small>(0.06%)</small>  | 2.26% | 6.9 | 443<br><small>(0.08%)</small> | 11.96% | 9.66  | 0<br><small>(0.00%)</small>    | \$0.00<br><small>(0.00%)</small>        | 0.00%   |
| 83.  |  Iraq                  | 2,237<br><small>(0.06%)</small> | 10<br><small>(0.01%)</small>  | 0.45% | 18  | 82<br><small>(0.01%)</small>  | 10.98% | 6.80  | 0<br><small>(0.00%)</small>    | \$0.00<br><small>(0.00%)</small>        | 0.00%   |
| 84.  |  Congo - Kinshasa     | 2,062<br><small>(0.06%)</small> | 36<br><small>(0.04%)</small>  | 1.75% | 3.9 | 139<br><small>(0.02%)</small> | 19.42% | 7.45  | 0<br><small>(0.00%)</small>    | \$0.00<br><small>(0.00%)</small>        | 0.00%   |
| 85.  |  Georgia              | 2,025<br><small>(0.06%)</small> | 24<br><small>(0.03%)</small>  | 1.19% | 13  | 157<br><small>(0.03%)</small> | 16.56% | 10.78 | 0<br><small>(0.00%)</small>    | \$0.00<br><small>(0.00%)</small>        | 0.00%   |
| 86.  |  Jamaica              | 1,993<br><small>(0.06%)</small> | 29<br><small>(0.03%)</small>  | 1.46% | 7.1 | 174<br><small>(0.03%)</small> | 8.05%  | 11.17 | 0<br><small>(0.00%)</small>    | \$0.00<br><small>(0.00%)</small>        | 0.00%   |
| 87.  |  Cameroon             | 1,929<br><small>(0.05%)</small> | 43<br><small>(0.05%)</small>  | 2.23% | 4.1 | 158<br><small>(0.03%)</small> | 15.19% | 7.32  | 0<br><small>(0.00%)</small>    | \$0.00<br><small>(0.00%)</small>        | 0.00%   |
| 88.  |  Luxembourg           | 1,885<br><small>(0.05%)</small> | 44<br><small>(0.05%)</small>  | 2.33% | 3.9 | 384<br><small>(0.07%)</small> | 4.43%  | 6.93  | 1<br><small>(0.05%)</small>    | \$246.20<br><small>(0.03%)</small>      | 0.26%   |
| 89.  |  Curaçao              | 1,812<br><small>(0.05%)</small> | 7<br><small>(0.01%)</small>   | 0.39% | 2.8 | 86<br><small>(0.02%)</small>  | 10.47% | 6.03  | 0<br><small>(0.00%)</small>    | \$0.00<br><small>(0.00%)</small>        | 0.00%   |
| 90.  |  Honduras             | 1,776<br><small>(0.05%)</small> | 33<br><small>(0.04%)</small>  | 1.86% | 6.4 | 194<br><small>(0.03%)</small> | 12.89% | 7.61  | 0<br><small>(0.00%)</small>    | \$0.00<br><small>(0.00%)</small>        | 0.00%   |
| 91.  |  Armenia              | 1,771<br><small>(0.05%)</small> | 34<br><small>(0.04%)</small>  | 1.92% | 5.3 | 198<br><small>(0.04%)</small> | 15.15% | 6.82  | 0<br><small>(0.00%)</small>    | \$0.00<br><small>(0.00%)</small>        | 0.00%   |
| 92.  |  Bolivia              | 1,751<br><small>(0.05%)</small> | 26<br><small>(0.03%)</small>  | 1.48% | 9.0 | 232<br><small>(0.04%)</small> | 6.47%  | 10.50 | 0<br><small>(0.00%)</small>    | \$0.00<br><small>(0.00%)</small>        | 0.00%   |
| 93.  |  Kazakhstan           | 1,710<br><small>(0.05%)</small> | 27<br><small>(0.03%)</small>  | 1.58% | 15  | 80<br><small>(0.01%)</small>  | 7.50%  | 9.78  | 0<br><small>(0.00%)</small>    | \$0.00<br><small>(0.00%)</small>        | 0.00%   |
| 94.  |  Uruguay              | 1,662<br><small>(0.05%)</small> | 18<br><small>(0.02%)</small>  | 1.08% | 8.5 | 122<br><small>(0.02%)</small> | 4.92%  | 13.71 | 0<br><small>(0.00%)</small>    | \$0.00<br><small>(0.00%)</small>        | 0.00%   |
| 95.  |  Angola               | 1,607<br><small>(0.05%)</small> | 19<br><small>(0.02%)</small>  | 1.18% | 5.5 | 63<br><small>(0.01%)</small>  | 14.29% | 9.63  | 0<br><small>(0.00%)</small>    | \$0.00<br><small>(0.00%)</small>        | 0.00%   |
| 96.  |  Zambia               | 1,590<br><small>(0.04%)</small> | 25<br><small>(0.03%)</small>  | 1.57% | 4.7 | 148<br><small>(0.03%)</small> | 16.89% | 6.82  | 0<br><small>(0.00%)</small>    | \$0.00<br><small>(0.00%)</small>        | 0.00%   |
| 97.  |  Ethiopia             | 1,552<br><small>(0.04%)</small> | 16<br><small>(0.02%)</small>  | 1.03% | 12  | 210<br><small>(0.04%)</small> | 9.52%  | 7.89  | 0<br><small>(0.00%)</small>    | \$0.00<br><small>(0.00%)</small>        | 0.00%   |
| 98.  |  Bosnia & Herzegovina | 1,538<br><small>(0.04%)</small> | 27<br><small>(0.03%)</small>  | 1.76% | 6.7 | 154<br><small>(0.03%)</small> | 11.04% | 10.09 | 0<br><small>(0.00%)</small>    | \$0.00<br><small>(0.00%)</small>        | 0.00%   |
| 99.  |  Cambodia             | 1,476<br><small>(0.04%)</small> | 17<br><small>(0.02%)</small>  | 1.15% | 17  | 59<br><small>(0.01%)</small>  | 6.78%  | 9.51  | 0<br><small>(0.00%)</small>    | \$0.00<br><small>(0.00%)</small>        | 0.00%   |
| 100. |  French Polynesia     | 1,446<br><small>(0.04%)</small> | 31<br><small>(0.04%)</small>  | 2.14% | 5.4 | 177<br><small>(0.03%)</small> | 7.91%  | 12.77 | 1<br><small>(0.05%)</small>    | \$2,287.42<br><small>(0.24%)</small>    | 0.56%   |
| 101. |  Estonia              | 1,395<br><small>(0.04%)</small> | 57<br><small>(0.07%)</small>  | 4.09% | 5.4 | 392<br><small>(0.07%)</small> | 16.58% | 9.95  | 0<br><small>(0.00%)</small>    | \$0.00<br><small>(0.00%)</small>        | 0.00%   |
| 102. |  Nepal                | 1,394<br><small>(0.04%)</small> | 10<br><small>(0.01%)</small>  | 0.72% | 17  | 90<br><small>(0.02%)</small>  | 10.00% | 8.54  | 0<br><small>(0.00%)</small>    | \$0.00<br><small>(0.00%)</small>        | 0.00%   |
| 103. |  Cyprus               | 1,391<br><small>(0.04%)</small> | 33<br><small>(0.04%)</small>  | 2.37% | 8.4 | 273<br><small>(0.05%)</small> | 9.52%  | 9.60  | 0<br><small>(0.00%)</small>    | \$0.00<br><small>(0.00%)</small>        | 0.00%   |
| 104. |  Madagascar           | 1,382<br><small>(0.04%)</small> | 41<br><small>(0.05%)</small>  | 2.97% | 4.5 | 156<br><small>(0.03%)</small> | 12.18% | 6.54  | 0<br><small>(0.00%)</small>    | \$0.00<br><small>(0.00%)</small>        | 0.00%   |
| 105. |  Palestine            | 1,350<br><small>(0.04%)</small> | 1<br><small>(0.00%)</small>   | 0.07% | 20  | 5<br><small>(0.00%)</small>   | 0.00%  | 8.00  | 0<br><small>(0.00%)</small>    | \$0.00<br><small>(0.00%)</small>        | 0.00%   |
| 106. |  Jordan               | 1,345<br><small>(0.04%)</small> | 13<br><small>(0.02%)</small>  | 0.97% | 16  | 95<br><small>(0.02%)</small>  | 11.58% | 8.68  | 0<br><small>(0.00%)</small>    | \$0.00<br><small>(0.00%)</small>        | 0.00%   |
| 107. |  Papua New Guinea     | 1,344<br><small>(0.04%)</small> | 31<br><small>(0.04%)</small>  | 2.31% | 3.2 | 150<br><small>(0.03%)</small> | 14.00% | 6.16  | 0<br><small>(0.00%)</small>    | \$0.00<br><small>(0.00%)</small>        | 0.00%   |
| 108. |  Tanzania             | 1,330<br><small>(0.04%)</small> | 20<br><small>(0.02%)</small>  | 1.50% | 5.2 | 127<br><small>(0.02%)</small> | 13.39% | 6.65  | 0<br><small>(0.00%)</small>    | \$0.00<br><small>(0.00%)</small>        | 0.00%   |
| 109. |  Zimbabwe             | 1,282<br><small>(0.04%)</small> | 27<br><small>(0.03%)</small>  | 2.11% | 5.5 | 194<br><small>(0.03%)</small> | 13.92% | 6.70  | 0<br><small>(0.00%)</small>    | \$0.00<br><small>(0.00%)</small>        | 0.00%   |
| 110. |  Haiti                | 1,226<br><small>(0.03%)</small> | 15<br><small>(0.02%)</small>  | 1.22% | 3.9 | 63<br><small>(0.01%)</small>  | 17.46% | 6.63  | 0<br><small>(0.00%)</small>    | \$0.00<br><small>(0.00%)</small>        | 0.00%   |
| 111. |  Iceland              | 1,226<br><small>(0.03%)</small> | 17<br><small>(0.02%)</small>  | 1.39% | 3.2 | 159<br><small>(0.03%)</small> | 10.06% | 9.23  | 0<br><small>(0.00%)</small>    | \$0.00<br><small>(0.00%)</small>        | 0.00%   |
| 112. |  New Caledonia        | 1,222                           | 19                            | 1.55% | 5.5 | 87                            | 11.40% | 6.07  | 0                              | \$0.00                                  | 0.00%   |

|      |   |                  |               |       |     |                |        |       |              |                     |       |
|------|---|------------------|---------------|-------|-----|----------------|--------|-------|--------------|---------------------|-------|
|      | New Caledonia   | (0.03%)          | (0.02%)       | 1.33% | 3.3 | (0.02%)        | 11.49% | 6.07  | (0.00%)      | (0.00%)             | 0.00% |
| 113. |  Senegal                 | 1,110<br>(0.03%) | 27<br>(0.03%) | 2.43% | 10  | 89<br>(0.02%)  | 8.99%  | 8.94  | 0<br>(0.00%) | \$0.00<br>(0.00%)   | 0.00% |
| 114. |  China                 | 1,097<br>(0.03%) | 40<br>(0.05%) | 3.65% | 9.3 | 775<br>(0.14%) | 4.13%  | 8.27  | 0<br>(0.00%) | \$0.00<br>(0.00%)   | 0.00% |
| 115. |  Nicaragua             | 1,093<br>(0.03%) | 15<br>(0.02%) | 1.37% | 5.6 | 75<br>(0.01%)  | 8.00%  | 7.93  | 1<br>(0.05%) | \$551.09<br>(0.06%) | 1.33% |
| 116. |  Uzbekistan            | 1,072<br>(0.03%) | 5<br>(0.01%)  | 0.47% | 15  | 37<br>(0.01%)  | 10.81% | 4.46  | 0<br>(0.00%) | \$0.00<br>(0.00%)   | 0.00% |
| 117. |  Malta                 | 1,056<br>(0.03%) | 24<br>(0.03%) | 2.27% | 4.7 | 228<br>(0.04%) | 23.68% | 8.92  | 1<br>(0.05%) | \$172.56<br>(0.02%) | 0.44% |
| 118. |  Qatar                 | 1,049<br>(0.03%) | 20<br>(0.02%) | 1.91% | 9.5 | 166<br>(0.03%) | 7.23%  | 8.01  | 0<br>(0.00%) | \$0.00<br>(0.00%)   | 0.00% |
| 119. |  Kuwait                | 1,039<br>(0.03%) | 21<br>(0.02%) | 2.02% | 8.1 | 152<br>(0.03%) | 7.89%  | 9.59  | 0<br>(0.00%) | \$0.00<br>(0.00%)   | 0.00% |
| 120. |  Guadeloupe            | 993<br>(0.03%)   | 12<br>(0.01%) | 1.21% | 5.9 | 89<br>(0.02%)  | 7.87%  | 13.75 | 0<br>(0.00%) | \$0.00<br>(0.00%)   | 0.00% |
| 121. |  Martinique            | 981<br>(0.03%)   | 17<br>(0.02%) | 1.73% | 5.7 | 81<br>(0.01%)  | 11.11% | 10.79 | 0<br>(0.00%) | \$0.00<br>(0.00%)   | 0.00% |
| 122. |  Albania               | 968<br>(0.03%)   | 22<br>(0.03%) | 2.27% | 10  | 148<br>(0.03%) | 6.76%  | 10.28 | 0<br>(0.00%) | \$0.00<br>(0.00%)   | 0.00% |
| 123. |  Mozambique            | 962<br>(0.03%)   | 8<br>(0.01%)  | 0.83% | 4.8 | 54<br>(0.01%)  | 12.96% | 7.26  | 0<br>(0.00%) | \$0.00<br>(0.00%)   | 0.00% |
| 124. |  North Macedonia       | 883<br>(0.02%)   | 8<br>(0.01%)  | 0.91% | 31  | 209<br>(0.04%) | 26.79% | 6.31  | 0<br>(0.00%) | \$0.00<br>(0.00%)   | 0.00% |
| 125. |  Namibia               | 878<br>(0.02%)   | 13<br>(0.02%) | 1.48% | 4.9 | 102<br>(0.02%) | 8.82%  | 8.48  | 0<br>(0.00%) | \$0.00<br>(0.00%)   | 0.00% |
| 126. |  Myanmar (Burma)      | 807<br>(0.02%)   | 3<br>(0.00%)  | 0.37% | 12  | 33<br>(0.01%)  | 27.27% | 4.24  | 0<br>(0.00%) | \$0.00<br>(0.00%)   | 0.00% |
| 127. |  Moldova             | 781<br>(0.02%)   | 13<br>(0.02%) | 1.66% | 11  | 97<br>(0.02%)  | 12.37% | 6.31  | 0<br>(0.00%) | \$0.00<br>(0.00%)   | 0.00% |
| 128. |  Belarus             | 771<br>(0.02%)   | 14<br>(0.02%) | 1.82% | 21  | 71<br>(0.01%)  | 18.31% | 10.68 | 0<br>(0.00%) | \$0.00<br>(0.00%)   | 0.00% |
| 129. |  Azerbaijan          | 759<br>(0.02%)   | 12<br>(0.01%) | 1.58% | 16  | 49<br>(0.01%)  | 14.29% | 7.76  | 0<br>(0.00%) | \$0.00<br>(0.00%)   | 0.00% |
| 130. |  Mongolia            | 749<br>(0.02%)   | 7<br>(0.01%)  | 0.93% | 11  | 67<br>(0.01%)  | 7.46%  | 6.27  | 0<br>(0.00%) | \$0.00<br>(0.00%)   | 0.00% |
| 131. |  Benin               | 607<br>(0.02%)   | 11<br>(0.01%) | 1.81% | 5.2 | 40<br>(0.01%)  | 20.00% | 10.52 | 0<br>(0.00%) | \$0.00<br>(0.00%)   | 0.00% |
| 132. |  Bahamas             | 594<br>(0.02%)   | 6<br>(0.01%)  | 1.01% | 8.7 | 96<br>(0.02%)  | 12.50% | 8.23  | 0<br>(0.00%) | \$0.00<br>(0.00%)   | 0.00% |
| 133. |  Rwanda              | 526<br>(0.01%)   | 5<br>(0.01%)  | 0.95% | 5.9 | 53<br>(0.01%)  | 15.09% | 10.60 | 0<br>(0.00%) | \$0.00<br>(0.00%)   | 0.00% |
| 134. |  Timor-Leste         | 520<br>(0.01%)   | 4<br>(0.00%)  | 0.77% | 3.1 | 138<br>(0.02%) | 26.81% | 8.23  | 0<br>(0.00%) | \$0.00<br>(0.00%)   | 0.00% |
| 135. |  Gabon               | 509<br>(0.01%)   | 16<br>(0.02%) | 3.14% | 5.7 | 38<br>(0.01%)  | 15.79% | 4.39  | 0<br>(0.00%) | \$0.00<br>(0.00%)   | 0.00% |
| 136. |  Belize              | 503<br>(0.01%)   | 8<br>(0.01%)  | 1.59% | 5.3 | 37<br>(0.01%)  | 5.41%  | 9.08  | 0<br>(0.00%) | \$0.00<br>(0.00%)   | 0.00% |
| 137. |  Botswana            | 500<br>(0.01%)   | 16<br>(0.02%) | 3.20% | 7.3 | 85<br>(0.02%)  | 10.59% | 7.46  | 0<br>(0.00%) | \$0.00<br>(0.00%)   | 0.00% |
| 138. |  Burkina Faso        | 495<br>(0.01%)   | 9<br>(0.01%)  | 1.82% | 5.3 | 43<br>(0.01%)  | 9.30%  | 8.44  | 0<br>(0.00%) | \$0.00<br>(0.00%)   | 0.00% |
| 139. |  Cuba                | 491<br>(0.01%)   | 9<br>(0.01%)  | 1.83% | 5.2 | 32<br>(0.01%)  | 18.75% | 3.97  | 0<br>(0.00%) | \$0.00<br>(0.00%)   | 0.00% |
| 140. |  Congo - Brazzaville | 482<br>(0.01%)   | 8<br>(0.01%)  | 1.66% | 4.5 | 36<br>(0.01%)  | 11.11% | 4.97  | 0<br>(0.00%) | \$0.00<br>(0.00%)   | 0.00% |
| 141. |  Togo                | 454<br>(0.01%)   | 8<br>(0.01%)  | 1.76% | 7.9 | 37<br>(0.01%)  | 10.81% | 6.62  | 0<br>(0.00%) | \$0.00<br>(0.00%)   | 0.00% |
| 142. |  Bahrain             | 440<br>(0.01%)   | 7<br>(0.01%)  | 1.59% | 7.9 | 52<br>(0.01%)  | 19.23% | 6.56  | 0<br>(0.00%) | \$0.00<br>(0.00%)   | 0.00% |
| 143. |  Fiji                | 434<br>(0.01%)   | 10<br>(0.01%) | 2.30% | 3.9 | 89<br>(0.02%)  | 12.36% | 8.04  | 0<br>(0.00%) | \$0.00<br>(0.00%)   | 0.00% |
| 144. |  Malawi              | 420<br>(0.01%)   | 8<br>(0.01%)  | 1.90% | 5.0 | 47<br>(0.01%)  | 2.13%  | 6.68  | 0<br>(0.00%) | \$0.00<br>(0.00%)   | 0.00% |
| 145. |  Laos                | 413<br>(0.01%)   | 2<br>(0.00%)  | 0.48% | 38  | 14<br>(0.00%)  | 14.29% | 3.21  | 0<br>(0.00%) | \$0.00<br>(0.00%)   | 0.00% |
| 146. |  Guam                | 411<br>(0.01%)   | 24<br>(0.03%) | 5.84% | 3.8 | 121<br>(0.02%) | 12.40% | 5.08  | 0<br>(0.00%) | \$0.00<br>(0.00%)   | 0.00% |
| 147. |  Cape Verde          | 409<br>(0.01%)   | 0<br>(0.00%)  | 0.00% | 12  | 7<br>(0.00%)   | 0.00%  | 9.43  | 0<br>(0.00%) | \$0.00<br>(0.00%)   | 0.00% |
| 148. |  St. Lucia           | 401<br>(0.01%)   | 12<br>(0.01%) | 2.99% | 4.4 | 33<br>(0.01%)  | 15.15% | 8.18  | 0<br>(0.00%) | \$0.00<br>(0.00%)   | 0.00% |
| 149. |  Oman                | 399<br>(0.01%)   | 2<br>(0.00%)  | 0.50% | 11  | 46<br>(0.01%)  | 6.52%  | 8.17  | 0<br>(0.00%) | \$0.00<br>(0.00%)   | 0.00% |
| 150. |  Barbados            | 384<br>(0.01%)   | 14<br>(0.02%) | 3.65% | 9.5 | 50<br>(0.01%)  | 8.00%  | 7.30  | 0<br>(0.00%) | \$0.00<br>(0.00%)   | 0.00% |
| 151. |  Guyana              | 378<br>(0.01%)   | 5<br>(0.01%)  | 1.32% | 7.2 | 37<br>(0.01%)  | 8.11%  | 10.35 | 0<br>(0.00%) | \$0.00<br>(0.00%)   | 0.00% |
| 152. |  Aruba               | 358<br>(0.01%)   | 1<br>(0.00%)  | 0.28% | 5.4 | 56<br>(0.01%)  | 12.50% | 8.00  | 0<br>(0.00%) | \$0.00<br>(0.00%)   | 0.00% |
| 153. |  Suriname            | 339<br>(0.01%)   | 5<br>(0.01%)  | 1.47% | 6.3 | 32<br>(0.01%)  | 15.62% | 12.66 | 0<br>(0.00%) | \$0.00<br>(0.00%)   | 0.00% |
| 154. |  Burundi             | 327<br>(0.01%)   | 3<br>(0.00%)  | 0.92% | 5.1 | 38<br>(0.01%)  | 7.89%  | 6.63  | 0<br>(0.00%) | \$0.00<br>(0.00%)   | 0.00% |

|      |   |                                      |                              |       |     |                               |        |       |                             |                                    |         |
|------|---|--------------------------------------|------------------------------|-------|-----|-------------------------------|--------|-------|-----------------------------|------------------------------------|---------|
| 155. |  <a href="#">Brunei</a>                       | <b>323</b><br><small>(0.01%)</small> | 9<br><small>(0.01%)</small>  | 2.79% | 5.4 | 32<br><small>(0.01%)</small>  | 21.88% | 6.22  | 0<br><small>(0.00%)</small> | \$0.00<br><small>(0.00%)</small>   | 0.00%   |
| 156. |  <a href="#">Libya</a>                      | <b>320</b><br><small>(0.01%)</small> | 0<br><small>(0.00%)</small>  | 0.00% | 16  | 13<br><small>(0.00%)</small>  | 0.00%  | 6.85  | 0<br><small>(0.00%)</small> | \$0.00<br><small>(0.00%)</small>   | 0.00%   |
| 157. |  <a href="#">Montenegro</a>                 | <b>309</b><br><small>(0.01%)</small> | 5<br><small>(0.01%)</small>  | 1.62% | 8.7 | 60<br><small>(0.01%)</small>  | 13.33% | 11.75 | 0<br><small>(0.00%)</small> | \$0.00<br><small>(0.00%)</small>   | 0.00%   |
| 158. |  <a href="#">Kosovo</a>                     | <b>299</b><br><small>(0.01%)</small> | 1<br><small>(0.00%)</small>  | 0.33% | 13  | 30<br><small>(0.01%)</small>  | 13.33% | 9.30  | 0<br><small>(0.00%)</small> | \$0.00<br><small>(0.00%)</small>   | 0.00%   |
| 159. |  <a href="#">Kyrgyzstan</a>                 | <b>294</b><br><small>(0.01%)</small> | 6<br><small>(0.01%)</small>  | 2.04% | 13  | 24<br><small>(0.00%)</small>  | 33.33% | 4.88  | 0<br><small>(0.00%)</small> | \$0.00<br><small>(0.00%)</small>   | 0.00%   |
| 160. |  <a href="#">Syria</a>                      | <b>293</b><br><small>(0.01%)</small> | 5<br><small>(0.01%)</small>  | 1.71% | 13  | 21<br><small>(0.00%)</small>  | 19.05% | 3.24  | 0<br><small>(0.00%)</small> | \$0.00<br><small>(0.00%)</small>   | 0.00%   |
| 161. |  <a href="#">Guinea</a>                     | <b>286</b><br><small>(0.01%)</small> | 3<br><small>(0.00%)</small>  | 1.05% | 3.8 | 7<br><small>(0.00%)</small>   | 14.29% | 2.43  | 0<br><small>(0.00%)</small> | \$0.00<br><small>(0.00%)</small>   | 0.00%   |
| 162. |  <a href="#">Macao</a>                      | <b>265</b><br><small>(0.01%)</small> | 8<br><small>(0.01%)</small>  | 3.02% | 6.7 | 155<br><small>(0.03%)</small> | 10.32% | 8.84  | 0<br><small>(0.00%)</small> | \$0.00<br><small>(0.00%)</small>   | 0.00%   |
| 163. |  <a href="#">Bermuda</a>                    | <b>226</b><br><small>(0.01%)</small> | 12<br><small>(0.01%)</small> | 5.31% | 6.6 | 79<br><small>(0.01%)</small>  | 11.39% | 9.59  | 0<br><small>(0.00%)</small> | \$0.00<br><small>(0.00%)</small>   | 0.00%   |
| 164. |  <a href="#">Mali</a>                       | <b>226</b><br><small>(0.01%)</small> | 4<br><small>(0.00%)</small>  | 1.77% | 7.5 | 13<br><small>(0.00%)</small>  | 15.38% | 4.85  | 0<br><small>(0.00%)</small> | \$0.00<br><small>(0.00%)</small>   | 0.00%   |
| 165. |  <a href="#">Cayman Islands</a>             | <b>221</b><br><small>(0.01%)</small> | 7<br><small>(0.01%)</small>  | 3.17% | 5.3 | 67<br><small>(0.01%)</small>  | 2.99%  | 3.76  | 0<br><small>(0.00%)</small> | \$0.00<br><small>(0.00%)</small>   | 0.00%   |
| 166. |  <a href="#">Eswatini</a>                   | <b>215</b><br><small>(0.01%)</small> | 7<br><small>(0.01%)</small>  | 3.26% | 3.9 | 24<br><small>(0.00%)</small>  | 25.00% | 5.62  | 0<br><small>(0.00%)</small> | \$0.00<br><small>(0.00%)</small>   | 0.00%   |
| 167. |  <a href="#">Seychelles</a>                 | <b>214</b><br><small>(0.01%)</small> | 0<br><small>(0.00%)</small>  | 0.00% | 16  | 67<br><small>(0.01%)</small>  | 71.64% | 2.76  | 0<br><small>(0.00%)</small> | \$0.00<br><small>(0.00%)</small>   | 0.00%   |
| 168. |  <a href="#">Jersey</a>                    | <b>204</b><br><small>(0.01%)</small> | 6<br><small>(0.01%)</small>  | 2.94% | 4.1 | 45<br><small>(0.01%)</small>  | 2.22%  | 8.80  | 0<br><small>(0.00%)</small> | \$0.00<br><small>(0.00%)</small>   | 0.00%   |
| 169. |  <a href="#">Chad</a>                     | <b>200</b><br><small>(0.01%)</small> | 1<br><small>(0.00%)</small>  | 0.50% | 4.1 | 6<br><small>(0.00%)</small>   | 33.33% | 2.00  | 0<br><small>(0.00%)</small> | \$0.00<br><small>(0.00%)</small>   | 0.00%   |
| 170. |  <a href="#">Niger</a>                    | <b>193</b><br><small>(0.01%)</small> | 0<br><small>(0.00%)</small>  | 0.00% | 4.7 | 1<br><small>(0.00%)</small>   | 0.00%  | 8.00  | 1<br><small>(0.05%)</small> | \$472.33<br><small>(0.05%)</small> | 100.00% |
| 171. |  <a href="#">Faroe Islands</a>            | <b>188</b><br><small>(0.01%)</small> | 1<br><small>(0.00%)</small>  | 0.53% | 2.6 | 29<br><small>(0.01%)</small>  | 3.45%  | 7.79  | 0<br><small>(0.00%)</small> | \$0.00<br><small>(0.00%)</small>   | 0.00%   |
| 172. |  <a href="#">French Guiana</a>            | <b>186</b><br><small>(0.01%)</small> | 2<br><small>(0.00%)</small>  | 1.08% | 7.2 | 29<br><small>(0.01%)</small>  | 6.90%  | 11.93 | 0<br><small>(0.00%)</small> | \$0.00<br><small>(0.00%)</small>   | 0.00%   |
| 173. |  <a href="#">Maldives</a>                 | <b>181</b><br><small>(0.01%)</small> | 3<br><small>(0.00%)</small>  | 1.66% | 7.3 | 18<br><small>(0.00%)</small>  | 11.11% | 7.61  | 0<br><small>(0.00%)</small> | \$0.00<br><small>(0.00%)</small>   | 0.00%   |
| 174. |  <a href="#">Yemen</a>                    | <b>174</b><br><small>(0.00%)</small> | 3<br><small>(0.00%)</small>  | 1.72% | 11  | 6<br><small>(0.00%)</small>   | 0.00%  | 4.00  | 0<br><small>(0.00%)</small> | \$0.00<br><small>(0.00%)</small>   | 0.00%   |
| 175. |  <a href="#">Samoa</a>                    | <b>164</b><br><small>(0.00%)</small> | 2<br><small>(0.00%)</small>  | 1.22% | 2.8 | 21<br><small>(0.00%)</small>  | 19.05% | 6.71  | 0<br><small>(0.00%)</small> | \$0.00<br><small>(0.00%)</small>   | 0.00%   |
| 176. |  <a href="#">British Virgin Islands</a>   | <b>159</b><br><small>(0.00%)</small> | 1<br><small>(0.00%)</small>  | 0.63% | 13  | 7<br><small>(0.00%)</small>   | 0.00%  | 11.29 | 0<br><small>(0.00%)</small> | \$0.00<br><small>(0.00%)</small>   | 0.00%   |
| 177. |  <a href="#">Greenland</a>                | <b>154</b><br><small>(0.00%)</small> | 8<br><small>(0.01%)</small>  | 5.19% | 3.8 | 38<br><small>(0.01%)</small>  | 15.79% | 6.45  | 0<br><small>(0.00%)</small> | \$0.00<br><small>(0.00%)</small>   | 0.00%   |
| 178. |  <a href="#">Lesotho</a>                  | <b>148</b><br><small>(0.00%)</small> | 1<br><small>(0.00%)</small>  | 0.68% | 6.0 | 4<br><small>(0.00%)</small>   | 0.00%  | 5.75  | 0<br><small>(0.00%)</small> | \$0.00<br><small>(0.00%)</small>   | 0.00%   |
| 179. |  <a href="#">Isle of Man</a>              | <b>145</b><br><small>(0.00%)</small> | 7<br><small>(0.01%)</small>  | 4.83% | 6.6 | 6<br><small>(0.00%)</small>   | 33.33% | 2.50  | 0<br><small>(0.00%)</small> | \$0.00<br><small>(0.00%)</small>   | 0.00%   |
| 180. |  <a href="#">Mauritania</a>               | <b>144</b><br><small>(0.00%)</small> | 2<br><small>(0.00%)</small>  | 1.39% | 6.2 | 11<br><small>(0.00%)</small>  | 18.18% | 12.36 | 0<br><small>(0.00%)</small> | \$0.00<br><small>(0.00%)</small>   | 0.00%   |
| 181. |  <a href="#">São Tomé &amp; Príncipe</a>  | <b>139</b><br><small>(0.00%)</small> | 3<br><small>(0.00%)</small>  | 2.16% | 3.4 | 2<br><small>(0.00%)</small>   | 0.00%  | 1.50  | 0<br><small>(0.00%)</small> | \$0.00<br><small>(0.00%)</small>   | 0.00%   |
| 182. |  <a href="#">U.S. Virgin Islands</a>      | <b>137</b><br><small>(0.00%)</small> | 5<br><small>(0.01%)</small>  | 3.65% | 6.1 | 18<br><small>(0.00%)</small>  | 22.22% | 11.44 | 0<br><small>(0.00%)</small> | \$0.00<br><small>(0.00%)</small>   | 0.00%   |
| 183. |  <a href="#">Mayotte</a>                  | <b>130</b><br><small>(0.00%)</small> | 0<br><small>(0.00%)</small>  | 0.00% | 6.1 | 4<br><small>(0.00%)</small>   | 0.00%  | 8.00  | 0<br><small>(0.00%)</small> | \$0.00<br><small>(0.00%)</small>   | 0.00%   |
| 184. |  <a href="#">Sierra Leone</a>             | <b>124</b><br><small>(0.00%)</small> | 2<br><small>(0.00%)</small>  | 1.61% | 4.0 | 11<br><small>(0.00%)</small>  | 18.18% | 4.55  | 0<br><small>(0.00%)</small> | \$0.00<br><small>(0.00%)</small>   | 0.00%   |
| 185. |  <a href="#">Gibraltar</a>                | <b>121</b><br><small>(0.00%)</small> | 1<br><small>(0.00%)</small>  | 0.83% | 4.0 | 9<br><small>(0.00%)</small>   | 0.00%  | 8.22  | 0<br><small>(0.00%)</small> | \$0.00<br><small>(0.00%)</small>   | 0.00%   |
| 186. |  <a href="#">Somalia</a>                  | <b>117</b><br><small>(0.00%)</small> | 2<br><small>(0.00%)</small>  | 1.71% | 6.4 | 6<br><small>(0.00%)</small>   | 16.67% | 5.33  | 0<br><small>(0.00%)</small> | \$0.00<br><small>(0.00%)</small>   | 0.00%   |
| 187. |  <a href="#">Equatorial Guinea</a>        | <b>113</b><br><small>(0.00%)</small> | 9<br><small>(0.01%)</small>  | 7.96% | 4.5 | 11<br><small>(0.00%)</small>  | 18.18% | 5.91  | 0<br><small>(0.00%)</small> | \$0.00<br><small>(0.00%)</small>   | 0.00%   |
| 188. |  <a href="#">Turkmenistan</a>             | <b>110</b><br><small>(0.00%)</small> | 2<br><small>(0.00%)</small>  | 1.82% | 3.1 | 2<br><small>(0.00%)</small>   | 0.00%  | 8.50  | 0<br><small>(0.00%)</small> | \$0.00<br><small>(0.00%)</small>   | 0.00%   |
| 189. |  <a href="#">Solomon Islands</a>          | <b>108</b><br><small>(0.00%)</small> | 0<br><small>(0.00%)</small>  | 0.00% | 3.1 | 7<br><small>(0.00%)</small>   | 14.29% | 3.86  | 0<br><small>(0.00%)</small> | \$0.00<br><small>(0.00%)</small>   | 0.00%   |
| 190. |  <a href="#">South Sudan</a>              | <b>102</b><br><small>(0.00%)</small> | 2<br><small>(0.00%)</small>  | 1.96% | 4.7 | 4<br><small>(0.00%)</small>   | 25.00% | 9.00  | 0<br><small>(0.00%)</small> | \$0.00<br><small>(0.00%)</small>   | 0.00%   |
| 191. |  <a href="#">Sint Maarten</a>             | <b>99</b><br><small>(0.00%)</small>  | 2<br><small>(0.00%)</small>  | 2.02% | 5.9 | 15<br><small>(0.00%)</small>  | 20.00% | 6.33  | 0<br><small>(0.00%)</small> | \$0.00<br><small>(0.00%)</small>   | 0.00%   |
| 192. |  <a href="#">Gambia</a>                   | <b>97</b><br><small>(0.00%)</small>  | 2<br><small>(0.00%)</small>  | 2.06% | 6.1 | 5<br><small>(0.00%)</small>   | 60.00% | 1.60  | 0<br><small>(0.00%)</small> | \$0.00<br><small>(0.00%)</small>   | 0.00%   |
| 193. |  <a href="#">Northern Mariana Islands</a> | <b>96</b><br><small>(0.00%)</small>  | 0<br><small>(0.00%)</small>  | 0.00% | 2.2 | 6<br><small>(0.00%)</small>   | 0.00%  | 8.00  | 0<br><small>(0.00%)</small> | \$0.00<br><small>(0.00%)</small>   | 0.00%   |
| 194. |  <a href="#">Vanuatu</a>                  | <b>95</b><br><small>(0.00%)</small>  | 1<br><small>(0.00%)</small>  | 1.05% | 5.2 | 8<br><small>(0.00%)</small>   | 0.00%  | 6.00  | 0<br><small>(0.00%)</small> | \$0.00<br><small>(0.00%)</small>   | 0.00%   |
| 195. |  <a href="#">Monaco</a>                   | <b>92</b><br><small>(0.00%)</small>  | 3<br><small>(0.00%)</small>  | 3.26% | 3.8 | 27<br><small>(0.00%)</small>  | 0.00%  | 7.04  | 0<br><small>(0.00%)</small> | \$0.00<br><small>(0.00%)</small>   | 0.00%   |
| 196. |  <a href="#">Afghanistan</a>              | <b>90</b><br><small>(0.00%)</small>  | 0<br><small>(0.00%)</small>  | 0.00% | 16  | 12<br><small>(0.00%)</small>  | 8.33%  | 4.92  | 0<br><small>(0.00%)</small> | \$0.00<br><small>(0.00%)</small>   | 0.00%   |

|      |  |                                     |                                    |        |     |                                     |         |       |                                    |   |       |
|------|--|-------------------------------------|------------------------------------|--------|-----|-------------------------------------|---------|-------|------------------------------------|---|-------|
| 197. |  <a href="#">Djibouti</a>                               | <b>90</b><br><small>(0.00%)</small> | <b>3</b><br><small>(0.00%)</small> | 3.33%  | 4.4 | <b>8</b><br><small>(0.00%)</small>  | 0.00%   | 19.75 | <b>0</b><br><small>(0.00%)</small> | <b>\$0.00</b><br><small>(0.00%)</small> | 0.00% |
| 198. |  <a href="#">Guernsey</a>                             | <b>87</b><br><small>(0.00%)</small> | <b>7</b><br><small>(0.01%)</small> | 8.05%  | 5.0 | <b>21</b><br><small>(0.00%)</small> | 9.52%   | 5.19  | <b>0</b><br><small>(0.00%)</small> | <b>\$0.00</b><br><small>(0.00%)</small> | 0.00% |
| 199. |  <a href="#">Guinea-Bissau</a>                       | <b>85</b><br><small>(0.00%)</small> | <b>1</b><br><small>(0.00%)</small> | 1.18%  | 2.7 | <b>3</b><br><small>(0.00%)</small>  | 33.33%  | 2.67  | <b>0</b><br><small>(0.00%)</small> | <b>\$0.00</b><br><small>(0.00%)</small> | 0.00% |
| 200. |  <a href="#">Liechtenstein</a>                       | <b>84</b><br><small>(0.00%)</small> | <b>3</b><br><small>(0.00%)</small> | 3.57%  | 6.8 | <b>8</b><br><small>(0.00%)</small>  | 0.00%   | 13.75 | <b>0</b><br><small>(0.00%)</small> | <b>\$0.00</b><br><small>(0.00%)</small> | 0.00% |
| 201. |  <a href="#">Grenada</a>                             | <b>82</b><br><small>(0.00%)</small> | <b>2</b><br><small>(0.00%)</small> | 2.44%  | 14  | <b>24</b><br><small>(0.00%)</small> | 0.00%   | 12.08 | <b>0</b><br><small>(0.00%)</small> | <b>\$0.00</b><br><small>(0.00%)</small> | 0.00% |
| 202. |  <a href="#">Central African Republic</a>            | <b>80</b><br><small>(0.00%)</small> | <b>1</b><br><small>(0.00%)</small> | 1.25%  | 3.3 | <b>5</b><br><small>(0.00%)</small>  | 20.00%  | 2.20  | <b>0</b><br><small>(0.00%)</small> | <b>\$0.00</b><br><small>(0.00%)</small> | 0.00% |
| 203. |  <a href="#">Antigua &amp; Barbuda</a>               | <b>79</b><br><small>(0.00%)</small> | <b>0</b><br><small>(0.00%)</small> | 0.00%  | 10  | <b>11</b><br><small>(0.00%)</small> | 0.00%   | 5.00  | <b>0</b><br><small>(0.00%)</small> | <b>\$0.00</b><br><small>(0.00%)</small> | 0.00% |
| 204. |  <a href="#">Bhutan</a>                              | <b>75</b><br><small>(0.00%)</small> | <b>0</b><br><small>(0.00%)</small> | 0.00%  | 6.7 | <b>6</b><br><small>(0.00%)</small>  | 16.67%  | 5.83  | <b>0</b><br><small>(0.00%)</small> | <b>\$0.00</b><br><small>(0.00%)</small> | 0.00% |
| 205. |  <a href="#">Andorra</a>                             | <b>71</b><br><small>(0.00%)</small> | <b>3</b><br><small>(0.00%)</small> | 4.23%  | 11  | <b>24</b><br><small>(0.00%)</small> | 4.17%   | 7.88  | <b>0</b><br><small>(0.00%)</small> | <b>\$0.00</b><br><small>(0.00%)</small> | 0.00% |
| 206. |  <a href="#">St. Kitts &amp; Nevis</a>               | <b>71</b><br><small>(0.00%)</small> | <b>2</b><br><small>(0.00%)</small> | 2.82%  | 16  | <b>6</b><br><small>(0.00%)</small>  | 16.67%  | 4.50  | <b>0</b><br><small>(0.00%)</small> | <b>\$0.00</b><br><small>(0.00%)</small> | 0.00% |
| 207. |  <a href="#">Dominica</a>                            | <b>69</b><br><small>(0.00%)</small> | <b>3</b><br><small>(0.00%)</small> | 4.35%  | 8.1 | <b>7</b><br><small>(0.00%)</small>  | 0.00%   | 6.00  | <b>0</b><br><small>(0.00%)</small> | <b>\$0.00</b><br><small>(0.00%)</small> | 0.00% |
| 208. |  <a href="#">Liberia</a>                             | <b>65</b><br><small>(0.00%)</small> | <b>1</b><br><small>(0.00%)</small> | 1.54%  | 5.6 | <b>6</b><br><small>(0.00%)</small>  | 16.67%  | 1.67  | <b>0</b><br><small>(0.00%)</small> | <b>\$0.00</b><br><small>(0.00%)</small> | 0.00% |
| 209. |  <a href="#">Sudan</a>                               | <b>63</b><br><small>(0.00%)</small> | <b>0</b><br><small>(0.00%)</small> | 0.00%  | 17  | <b>7</b><br><small>(0.00%)</small>  | 0.00%   | 4.43  | <b>0</b><br><small>(0.00%)</small> | <b>\$0.00</b><br><small>(0.00%)</small> | 0.00% |
| 210. |  <a href="#">St. Vincent &amp; Grenadines</a>       | <b>62</b><br><small>(0.00%)</small> | <b>0</b><br><small>(0.00%)</small> | 0.00%  | 14  | <b>4</b><br><small>(0.00%)</small>  | 25.00%  | 2.25  | <b>0</b><br><small>(0.00%)</small> | <b>\$0.00</b><br><small>(0.00%)</small> | 0.00% |
| 211. |  <a href="#">Nauru</a>                             | <b>57</b><br><small>(0.00%)</small> | <b>0</b><br><small>(0.00%)</small> | 0.00%  | 2.5 | <b>5</b><br><small>(0.00%)</small>  | 0.00%   | 14.40 | <b>0</b><br><small>(0.00%)</small> | <b>\$0.00</b><br><small>(0.00%)</small> | 0.00% |
| 212. |  <a href="#">Comoros</a>                           | <b>48</b><br><small>(0.00%)</small> | <b>1</b><br><small>(0.00%)</small> | 2.08%  | 4.0 | <b>1</b><br><small>(0.00%)</small>  | 0.00%   | 1.00  | <b>0</b><br><small>(0.00%)</small> | <b>\$0.00</b><br><small>(0.00%)</small> | 0.00% |
| 213. |  <a href="#">St. Martin</a>                        | <b>40</b><br><small>(0.00%)</small> | <b>1</b><br><small>(0.00%)</small> | 2.50%  | 5.3 | <b>2</b><br><small>(0.00%)</small>  | 0.00%   | 7.50  | <b>0</b><br><small>(0.00%)</small> | <b>\$0.00</b><br><small>(0.00%)</small> | 0.00% |
| 214. |  <a href="#">St. Barthélemy</a>                    | <b>38</b><br><small>(0.00%)</small> | <b>1</b><br><small>(0.00%)</small> | 2.63%  | 11  | <b>4</b><br><small>(0.00%)</small>  | 0.00%   | 8.00  | <b>0</b><br><small>(0.00%)</small> | <b>\$0.00</b><br><small>(0.00%)</small> | 0.00% |
| 215. |  <a href="#">St. Pierre &amp; Miquelon</a>         | <b>36</b><br><small>(0.00%)</small> | <b>0</b><br><small>(0.00%)</small> | 0.00%  | 6.6 | <b>1</b><br><small>(0.00%)</small>  | 0.00%   | 48.00 | <b>0</b><br><small>(0.00%)</small> | <b>\$0.00</b><br><small>(0.00%)</small> | 0.00% |
| 216. |  <a href="#">Turks &amp; Caicos Islands</a>        | <b>35</b><br><small>(0.00%)</small> | <b>1</b><br><small>(0.00%)</small> | 2.86%  | 15  | <b>7</b><br><small>(0.00%)</small>  | 0.00%   | 12.57 | <b>0</b><br><small>(0.00%)</small> | <b>\$0.00</b><br><small>(0.00%)</small> | 0.00% |
| 217. |  <a href="#">Marshall Islands</a>                  | <b>32</b><br><small>(0.00%)</small> | <b>0</b><br><small>(0.00%)</small> | 0.00%  | 26  | <b>4</b><br><small>(0.00%)</small>  | 0.00%   | 3.50  | <b>0</b><br><small>(0.00%)</small> | <b>\$0.00</b><br><small>(0.00%)</small> | 0.00% |
| 218. |  <a href="#">Anguilla</a>                          | <b>30</b><br><small>(0.00%)</small> | <b>2</b><br><small>(0.00%)</small> | 6.67%  | 8.4 | <b>8</b><br><small>(0.00%)</small>  | 25.00%  | 7.25  | <b>0</b><br><small>(0.00%)</small> | <b>\$0.00</b><br><small>(0.00%)</small> | 0.00% |
| 219. |  <a href="#">American Samoa</a>                    | <b>28</b><br><small>(0.00%)</small> | <b>0</b><br><small>(0.00%)</small> | 0.00%  | 3.4 | <b>11</b><br><small>(0.00%)</small> | 9.09%   | 9.36  | <b>0</b><br><small>(0.00%)</small> | <b>\$0.00</b><br><small>(0.00%)</small> | 0.00% |
| 220. |  <a href="#">Palau</a>                             | <b>28</b><br><small>(0.00%)</small> | <b>2</b><br><small>(0.00%)</small> | 7.14%  | 5.9 | <b>11</b><br><small>(0.00%)</small> | 9.09%   | 7.09  | <b>0</b><br><small>(0.00%)</small> | <b>\$0.00</b><br><small>(0.00%)</small> | 0.00% |
| 221. |  <a href="#">Cook Islands</a>                      | <b>27</b><br><small>(0.00%)</small> | <b>1</b><br><small>(0.00%)</small> | 3.70%  | 3.2 | <b>1</b><br><small>(0.00%)</small>  | 100.00% | 1.00  | <b>0</b><br><small>(0.00%)</small> | <b>\$0.00</b><br><small>(0.00%)</small> | 0.00% |
| 222. |  <a href="#">Tajikistan</a>                        | <b>27</b><br><small>(0.00%)</small> | <b>1</b><br><small>(0.00%)</small> | 3.70%  | 18  | <b>4</b><br><small>(0.00%)</small>  | 25.00%  | 2.75  | <b>0</b><br><small>(0.00%)</small> | <b>\$0.00</b><br><small>(0.00%)</small> | 0.00% |
| 223. |  <a href="#">Wallis &amp; Futuna</a>               | <b>23</b><br><small>(0.00%)</small> | <b>0</b><br><small>(0.00%)</small> | 0.00%  | 5.1 | <b>2</b><br><small>(0.00%)</small>  | 50.00%  | 2.50  | <b>0</b><br><small>(0.00%)</small> | <b>\$0.00</b><br><small>(0.00%)</small> | 0.00% |
| 224. |  <a href="#">Micronesia</a>                        | <b>21</b><br><small>(0.00%)</small> | <b>0</b><br><small>(0.00%)</small> | 0.00%  | 8.3 | <b>0</b><br><small>(0.00%)</small>  | 0.00%   | 0.00  | <b>0</b><br><small>(0.00%)</small> | <b>\$0.00</b><br><small>(0.00%)</small> | 0.00% |
| 225. |  <a href="#">Eritrea</a>                           | <b>20</b><br><small>(0.00%)</small> | <b>3</b><br><small>(0.00%)</small> | 15.00% | 3.0 | <b>3</b><br><small>(0.00%)</small>  | 66.67%  | 2.67  | <b>0</b><br><small>(0.00%)</small> | <b>\$0.00</b><br><small>(0.00%)</small> | 0.00% |
| 226. |  <a href="#">Caribbean Netherlands</a>             | <b>19</b><br><small>(0.00%)</small> | <b>1</b><br><small>(0.00%)</small> | 5.26%  | 3.1 | <b>3</b><br><small>(0.00%)</small>  | 0.00%   | 6.00  | <b>0</b><br><small>(0.00%)</small> | <b>\$0.00</b><br><small>(0.00%)</small> | 0.00% |
| 227. |  <a href="#">Falkland Islands (Islas Malvinas)</a> | <b>19</b><br><small>(0.00%)</small> | <b>0</b><br><small>(0.00%)</small> | 0.00%  | 1.9 | <b>0</b><br><small>(0.00%)</small>  | 0.00%   | 0.00  | <b>0</b><br><small>(0.00%)</small> | <b>\$0.00</b><br><small>(0.00%)</small> | 0.00% |
| 228. |  <a href="#">Åland Islands</a>                     | <b>17</b><br><small>(0.00%)</small> | <b>0</b><br><small>(0.00%)</small> | 0.00%  | 5.6 | <b>0</b><br><small>(0.00%)</small>  | 0.00%   | 0.00  | <b>0</b><br><small>(0.00%)</small> | <b>\$0.00</b><br><small>(0.00%)</small> | 0.00% |
| 229. |  <a href="#">Western Sahara</a>                    | <b>16</b><br><small>(0.00%)</small> | <b>1</b><br><small>(0.00%)</small> | 6.25%  | 13  | <b>2</b><br><small>(0.00%)</small>  | 0.00%   | 2.00  | <b>0</b><br><small>(0.00%)</small> | <b>\$0.00</b><br><small>(0.00%)</small> | 0.00% |
| 230. |  <a href="#">North Korea</a>                       | <b>11</b><br><small>(0.00%)</small> | <b>1</b><br><small>(0.00%)</small> | 9.09%  | 2.4 | <b>0</b><br><small>(0.00%)</small>  | 0.00%   | 0.00  | <b>0</b><br><small>(0.00%)</small> | <b>\$0.00</b><br><small>(0.00%)</small> | 0.00% |
| 231. |  <a href="#">Tonga</a>                             | <b>11</b><br><small>(0.00%)</small> | <b>0</b><br><small>(0.00%)</small> | 0.00%  | 4.2 | <b>6</b><br><small>(0.00%)</small>  | 0.00%   | 3.67  | <b>0</b><br><small>(0.00%)</small> | <b>\$0.00</b><br><small>(0.00%)</small> | 0.00% |
| 232. |  <a href="#">Kiribati</a>                          | <b>10</b><br><small>(0.00%)</small> | <b>0</b><br><small>(0.00%)</small> | 0.00%  | 2.8 | <b>2</b><br><small>(0.00%)</small>  | 50.00%  | 5.50  | <b>0</b><br><small>(0.00%)</small> | <b>\$0.00</b><br><small>(0.00%)</small> | 0.00% |
| 233. |  <a href="#">Montserrat</a>                        | <b>2</b><br><small>(0.00%)</small>  | <b>0</b><br><small>(0.00%)</small> | 0.00%  | 55  | <b>0</b><br><small>(0.00%)</small>  | 0.00%   | 0.00  | <b>0</b><br><small>(0.00%)</small> | <b>\$0.00</b><br><small>(0.00%)</small> | 0.00% |
| 234. |  <a href="#">San Marino</a>                        | <b>2</b><br><small>(0.00%)</small>  | <b>0</b><br><small>(0.00%)</small> | 0.00%  | 70  | <b>5</b><br><small>(0.00%)</small>  | 0.00%   | 6.80  | <b>0</b><br><small>(0.00%)</small> | <b>\$0.00</b><br><small>(0.00%)</small> | 0.00% |
| 235. |  <a href="#">Christmas Island</a>                  | <b>1</b><br><small>(0.00%)</small>  | <b>0</b><br><small>(0.00%)</small> | 0.00%  | 17  | <b>0</b><br><small>(0.00%)</small>  | 0.00%   | 0.00  | <b>0</b><br><small>(0.00%)</small> | <b>\$0.00</b><br><small>(0.00%)</small> | 0.00% |
| 236. |  <a href="#">Svalbard &amp; Jan Mayen</a>          | <b>0</b><br><small>(0.00%)</small>  | <b>0</b><br><small>(0.00%)</small> | 0.00%  | 1.0 | <b>2</b><br><small>(0.00%)</small>  | 0.00%   | 15.00 | <b>0</b><br><small>(0.00%)</small> | <b>\$0.00</b><br><small>(0.00%)</small> | 0.00% |
| 237. |  <a href="#">Tuvalu</a>                            | <b>0</b><br><small>(0.00%)</small>  | <b>0</b><br><small>(0.00%)</small> | 0.00%  | 1.0 | <b>1</b><br><small>(0.00%)</small>  | 0.00%   | 6.00  | <b>0</b><br><small>(0.00%)</small> | <b>\$0.00</b><br><small>(0.00%)</small> | 0.00% |

